



Wiggly Wavy

Explore all the wonderful leaf shapes around you by collecting as many different ones as you can


Leaf Match It

Tick the ones you have




Can you find a real leaf to match each of these leaf shapes?

Horse chestnut

☐☐


Oak



Birch

☐

Pine

☐☐

Ash

Why not use a book or the internet to try to identify any others that you have found?



Leaf rubbing

Find a real leaf and make a leaf rubbing in the space below by placing the leaf beneath the paper and rubbing over the top with the side of a wax crayon.

My leaf is a